

**Trust International Insurance &
Reinsurance Company B.S.C. (c) Trust Re**

**INTERIM CONDENSED CONSOLIDATED
FINANCIAL STATEMENTS**

30 JUNE 2014 (REVIEWED)

CONTENTS

	Page
Review report to the Board of Directors	2
Interim condensed consolidated financial statements	
Interim consolidated statement of financial position	3
Interim consolidated statement of income	4
Interim consolidated statement of comprehensive income	5
Interim consolidated statement of cash flows	6
Interim consolidated statement of changes in equity	7
Notes to the interim condensed consolidated financial statements	8 to 14

**REPORT ON REVIEW OF INTERIM CONDENSED CONSOLIDATED
FINANCIAL STATEMENTS TO THE BOARD OF DIRECTORS OF
TRUST INTERNATIONAL INSURANCE & REINSURANCE COMPANY B.S.C. (c) TRUST RE**

Introduction

We have reviewed the accompanying interim condensed consolidated financial statements of Trust International Insurance & Reinsurance Company B.S.C. (c) Trust Re ("Trust Re" or the "Company") and its subsidiaries (together the "Group") as of 30 June 2014, which comprise of the interim consolidated statement of financial position as at 30 June 2014 and the related interim consolidated statements of income, comprehensive income, cash flows and changes in equity for the six-month period then ended and explanatory notes. The Board of Directors of the Company is responsible for the preparation and presentation of these interim condensed consolidated financial statements in accordance with International Accounting Standard 34 (IAS 34) *Interim Financial Reporting*. Our responsibility is to express a conclusion on these interim condensed consolidated financial statements based on our review.

Scope of review

We conducted our review in accordance with International Standard on Review Engagements 2410, *Review of Interim Financial Information Performed by the Independent Auditor of the Entity*. A review of interim financial information consists of making inquiries, primarily of persons responsible for financial and accounting matters, and applying analytical and other review procedures. A review is substantially less in scope than an audit conducted in accordance with International Standards on Auditing and consequently does not enable us to obtain assurance that we would become aware of all significant matters that might be identified in an audit. Accordingly, we do not express an audit opinion.

Conclusion

Based on our review, nothing has come to our attention that causes us to believe that the accompanying interim condensed consolidated financial statements are not prepared, in all material respects, in accordance with IAS 34.



31 August 2014
Manama, Kingdom of Bahrain


Trust International Insurance & Reinsurance Company B.S.C. (c) Trust Re
INTERIM CONSOLIDATED STATEMENT OF FINANCIAL POSITION

At 30 June 2014 (Reviewed)

		<i>Reviewed</i>	<i>Audited</i>
		<i>30 June</i>	<i>31 December</i>
		<i>2014</i>	<i>2013</i>
	<i>Note</i>	<i>US\$ '000</i>	<i>US\$ '000</i>
ASSETS			
Cash and bank balances		451,952	391,027
Available-for-sale investments		190,316	182,650
Due from parent	8	-	2,919
Insurance and other receivables		314,916	201,706
Gross deferred acquisition costs		63,681	43,501
Reinsurers' share of technical reserves		268,048	259,245
Investment properties		1,707	1,707
Properties held for sale		-	9,229
Property and equipment		11,022	13,020
Intangible assets		59	85
Goodwill		-	26,540
TOTAL ASSETS		1,301,701	1,131,629
EQUITY AND LIABILITIES			
Equity			
Share capital		140,000	140,000
Statutory reserve		27,558	27,558
Retained earnings		90,412	78,877
Cumulative changes in fair value		60,288	54,590
Foreign currency translation reserve		(126)	(2,576)
Equity attributable to shareholders of the parent		318,132	298,449
Non-controlling interests		-	(89)
Total equity		318,132	298,360
Liabilities			
Technical reserves		787,081	686,246
Reinsurers' share of deferred acquisition costs		21,400	14,664
Reinsurance payables		31,968	31,068
Insurance and other payables		136,338	100,310
Due to parent	8	6,782	-
Borrowings		-	981
Total liabilities		983,569	833,269
TOTAL EQUITY AND LIABILITIES		1,301,701	1,131,629



Kamel Abunahl
 Chairman





Fadi Abunahl
 Director & Chief Executive Officer

The attached notes 1 to 9 form part of these interim condensed consolidated financial statements

Trust International Insurance & Reinsurance Company B.S.C. (c) Trust Re
INTERIM CONSOLIDATED STATEMENT OF INCOME
 Six-month period ended 30 June 2014 (Reviewed)

	Note	Six-month period ended 30 June	
		2014 US\$ '000	2013 US\$ '000
Gross premiums written		314,254	263,875
Premiums ceded		(89,198)	(77,470)
		225,056	186,405
Unearned premium adjustments		(76,516)	(57,170)
Net earned premiums		148,540	129,235
Gross claims paid		(114,024)	(102,489)
Recoveries on premiums ceded		43,625	41,089
Outstanding claims adjustments		(31,733)	(20,542)
Claims and related expenses		(102,132)	(81,942)
Commission income		15,110	13,891
Policy acquisition costs		(42,718)	(39,015)
Operating expenses		(11,770)	(9,177)
Other charges		(98)	(2,266)
		(39,476)	(36,567)
Underwriting profit		6,932	10,726
Investment income - net		3,914	2,485
Income from investment property		137	262
Gain on sale of subsidiaries	5	3,084	-
General and administration expenses		(5,970)	(5,620)
Finance income		2,974	1,846
Foreign exchange loss		(581)	(1,461)
Other income		1,297	2,210
Profit before tax		11,787	10,448
Income tax	6	(255)	(51)
PROFIT FOR THE PERIOD		11,532	10,397
Attributable to:			
Shareholders of the parent		11,535	10,418
Non-controlling interests		(3)	(21)
		11,532	10,397


 Kamel Abunahl
 Chairman


 Fadi Abunahl
 Director & Chief Executive Officer

Trust International Insurance & Reinsurance Company B.S.C. (c) Trust Re
INTERIM CONSOLIDATED STATEMENT OF COMPREHENSIVE INCOME

Six-month period ended 30 June 2014 (Reviewed)

	<i>Six-month period ended</i>	
	<i>30 June</i>	
	2014	2013
	US\$ '000	US\$ '000
Profit for the period	11,532	10,397
Other comprehensive income (loss) to be reclassified to interim consolidated statement of income in subsequent periods:		
Available-for-sale investments:		
Fair value changes arising during the period	5,933	2,171
Transferred to interim consolidated statement of income on disposal	(235)	(2)
	5,698	2,169
Currency translation adjustments:		
Currency translation adjustments arising during the period	34	(46)
Net other comprehensive income to be reclassified to interim consolidated statement of income in subsequent periods	5,732	2,123
TOTAL COMPREHENSIVE INCOME FOR THE PERIOD	17,264	12,520
Attributable to:		
Shareholders of the parent	17,267	12,541
Non-controlling interests	(3)	(21)
	17,264	12,520

The attached notes 1 to 9 form part of these interim condensed consolidated financial statements

Trust International Insurance & Reinsurance Company B.S.C. (c) Trust Re
INTERIM CONSOLIDATED STATEMENT OF CASH FLOWS

Six-month period ended 30 June 2014 (Reviewed)

	Note	Six-month period ended	
		30 June	
		2014	2013
		US\$ '000	US\$ '000
OPERATING ACTIVITIES			
Profit before tax		11,787	10,448
Adjustments for:			
Depreciation		188	216
Amortisation of intangible assets		26	123
Provision for bad debts - net		450	125
Impairment loss on available-for-sale investments		342	-
Gain on sale of subsidiaries	5	(3,084)	-
Gain on disposal of available-for-sale investments		(235)	(2)
Change in unearned premium		95,216	72,332
Change in reinsurers' share of unearned premium		(18,406)	(12,604)
Deferred acquisition costs - net		(13,444)	(10,174)
Other non-cash item included in profit before tax		-	3,783
Operating profit before changes in operating assets and liabilities		72,840	64,247
Changes in operating assets and liabilities:			
Outstanding claims		5,619	16,677
Reinsurers' share of outstanding claims		9,603	2,899
Properties held for sale		-	225
Insurance and other receivables		(98,401)	(20,567)
Due to/from parent - net		9,701	10,105
Insurance and other payables		36,079	6,514
Reinsurance payables		900	(4,890)
		36,341	75,210
Taxation		(255)	(51)
Net cash from operating activities		36,086	75,159
INVESTING ACTIVITIES			
Purchase of available-for-sale investments		(11,260)	(2,672)
Proceeds from sale of available-for-sale investments		9,185	3,206
Proceeds from sale of subsidiaries	5	27,150	-
Purchase of property and equipment		(219)	(218)
Bank deposits with maturity of more than three months		(86,880)	(57,756)
Net cash used in investing activities		(62,024)	(57,440)
FINANCING ACTIVITIES			
Repayment of borrowings		(51)	(120)
Advance against increase in share capital		-	40,000
Net cash (used in) from financing activities		(51)	39,880
Foreign currency translation adjustments		34	(46)
NET CHANGE IN CASH AND CASH EQUIVALENTS		(25,955)	57,553
Cash and cash equivalents at beginning of the period		364,257	250,250
CASH AND CASH EQUIVALENTS AT END OF THE PERIOD	4	338,302	307,803

The attached notes 1 to 9 form part of these interim condensed consolidated financial statements

Trust International Insurance & Reinsurance Company B.S.C. (c) Trust Re
INTERIM CONSOLIDATED STATEMENT OF CHANGES IN EQUITY

Six-month period ended 30 June 2014 (Reviewed)

	Attributable to shareholders of the parent						
	Share capital US\$ '000	Advance against increase in share capital US\$ '000	Statutory reserve US\$ '000	Retained earnings US\$ '000	Cumulative changes in fair value US\$ '000	Foreign currency translation reserve US\$ '000	Total equity US\$ '000
Balance at 1 January 2014	140,000	-	27,558	78,877	54,590	(2,576)	298,449
Profit (loss) for the period	-	-	-	11,535	-	-	11,535
Other comprehensive income	-	-	-	-	5,698	34	5,732
Total comprehensive income (loss)	-	-	-	11,535	5,698	34	17,267
Disposal of subsidiaries (note 5)	-	-	-	-	-	2,416	2,416
Balance at 30 June 2014	140,000	-	27,558	90,412	60,288	(126)	318,132
Balance at 1 January 2013	100,000	-	25,663	62,895	46,731	(2,464)	232,825
Profit (loss) for the period	-	-	-	10,418	-	-	10,418
Other comprehensive income (loss)	-	-	-	-	2,169	(46)	2,123
Total comprehensive income (loss)	-	-	-	10,418	2,169	(46)	12,541
Advance against increase in share capital	-	40,000	-	-	-	-	40,000
Acquisition of non-controlling interest in a subsidiary	-	-	-	(170)	-	-	(170)
Exchange difference	-	-	-	(42)	-	-	(42)
Balance at 30 June 2013	100,000	40,000	25,663	73,101	48,900	(2,510)	285,154

The attached notes 1 to 9 form part of these interim condensed consolidated financial statements

Trust International Insurance & Reinsurance Company B.S.C. (c) Trust Re
NOTES TO THE INTERIM CONDENSED CONSOLIDATED
FINANCIAL STATEMENTS

At 30 June 2014 (Reviewed)

1 INCORPORATION AND ACTIVITIES

Trust International Insurance & Reinsurance Company B.S.C. (c) Trust Re ("Trust Re" or the "Company") is incorporated in the Kingdom of Bahrain under Commercial Registration Number 11503. The registered office of the Company is at Trust Tower, PO Box 10002, Building 125, Road 1702, Diplomatic Area 317, Manama, Kingdom of Bahrain. The Company is licensed as a reinsurance entity and is regulated by the Central Bank of Bahrain (the "CBB").

The Company and its subsidiaries (together the "Group") mainly provide reinsurance and related products and services to direct clients, insurance companies and others through insurance and reinsurance brokers through its network of offices in London, Cyprus and Labuan. Details of the Group's subsidiaries are further disclosed in note 2.

The Company is 99.107% owned by Nest Investments (Holdings) Ltd (the "Parent"), incorporated in Jersey, Channel Islands.

The interim condensed consolidated financial statements were authorised for issue by the Board of Directors on 31 August 2014.

2 BASIS OF PREPARATION

The interim condensed consolidated financial statements of the Group have been prepared in accordance with IAS 34 *Interim Financial Reporting*.

The interim condensed consolidated financial statements do not include all information and disclosures required in the annual consolidated financial statements prepared in accordance with International Financial Reporting Standards [IFRS] and should be read in conjunction with the Group's annual consolidated financial statements as at 31 December 2013. In addition, results for the six-month period ended 30 June 2014 are not necessarily indicative of the results that may be expected for the financial year ending 31 December 2014.

Basis of consolidation

These interim condensed consolidated financial statements comprise the financial statements of the Company and its subsidiaries after elimination of inter-company transactions and balances.

The Company has the following subsidiaries:

<i>Name of the subsidiary</i>	<i>Country of incorporation</i>	<i>Effective ownership</i>		<i>Principal activity</i>
		<i>2014</i>	<i>2013</i>	
Trust Underwriting Limited	United Kingdom	100%	100%	Corporate member of Lloyds of London
Texas International Underwriters Inc.	United States of America	100%	100%	Insurance agency
Ribera De Marbella S.L.	Spain	100%	100%	Service
Afro Asian Assistance B.S.C. (c)	Kingdom of Bahrain	100%	100%	Travel assistance
Trust International Insurance and Reinsurance Company, Société Anonyme	Morocco	100%	-	Liason office
Ventura Del Mar S.A. Limited*	United Kingdom	0%	100%	Property ownership
Aegean Properties Ltd*	Guernsey	0%	83%	Investment holding
Ventura Del Mar S.A.*	Spain	0%	83%	Real estate and hospitality

Trust International Insurance & Reinsurance Company B.S.C. (c) Trust Re
NOTES TO THE INTERIM CONDENSED CONSOLIDATED
FINANCIAL STATEMENTS

At 30 June 2014 (Reviewed)

2 BASIS OF PREPARATION (continued)

Basis of consolidation (continued)

* During six-month period ended 30 June 2014, the Group sold these subsidiaries to its Parent. Further details are disclosed in note 5 to these interim condensed consolidated financial statements.

3 ACCOUNTING POLICIES

The accounting policies adopted in the preparation of the interim condensed consolidated financial statements are consistent with those followed in the preparation of the Group's annual consolidated financial statements for the year ended 31 December 2013, except for the adoption of new standards and interpretations effective as of 1 January 2014.

The nature and the impact of each new standard or amendment is described below:

Investment Entities (Amendments to IFRS 10, IFRS 12 and IAS 27)

These amendments provide an exception to the consolidation requirements for entities that meet the definition of an investment entity under *IFRS 10 Consolidated Financial Statements*. The exception to consolidation requires investment entities to account for subsidiaries at fair value through profit or loss. These amendments have no impact on the Group, since the Group does not qualify to be an investment entity under IFRS 10.

Offsetting Financial Assets and Financial Liabilities - Amendments to IAS 32

These amendments clarify the meaning of 'currently has a legally enforceable right to set-off' and the criteria for non-simultaneous settlement mechanisms of clearing houses to qualify for offsetting. These amendments have no material impact on the Group.

Novation of Derivatives and Continuation of Hedge Accounting - Amendments to IAS 39

These amendments provide relief from discontinuing hedge accounting when novation of a derivative designated as a hedging instrument meets certain criteria. These amendments have no impact on the Group, since the Group does not have derivative instruments.

Recoverable Amount Disclosures for Non-Financial Assets – Amendments to IAS 36

These amendments remove the unintended consequences of *IFRS 13 Fair Value Measurement* on the disclosures required under *IAS 36 Impairment of Assets*. In addition, these amendments require disclosure of the recoverable amounts for the assets or cash-generating units (CGUs) for which an impairment loss has been recognised or reversed during the period. These amendments have no impact on the Group.

IFRIC Interpretation 21 Levies (IFRIC 21)

IFRIC 21 clarifies that an entity recognises a liability for a levy when the activity that triggers payment, as identified by the relevant legislation, occurs. For a levy that is triggered upon reaching a minimum threshold, the interpretation clarifies that no liability should be anticipated before the specified minimum threshold is reached. These amendments have no impact on the Group.

The following new standards and amendments have been issued by the IASB but are not yet mandatory for the year ending 31 December 2014:

IFRS 14 Regulatory Deferral Accounts

IFRS 14 describes regulatory deferral account balances as amounts of expense or income that would not be recognised as assets or liabilities in accordance with other Standards, but that qualify to be deferred in accordance with this Standard because the amount is included, or is expected to be included, by the rate regulator in establishing the price(s) that an entity can charge to customers for rate-regulated goods or services. This standard is effective for annual periods beginning on or after 1 January 2016. Earlier adoption is permitted.

Trust International Insurance & Reinsurance Company B.S.C. (c) Trust Re
**NOTES TO THE INTERIM CONDENSED CONSOLIDATED
 FINANCIAL STATEMENTS**

At 30 June 2014 (Reviewed)

3 ACCOUNTING POLICIES (continued)

IFRS 15 Revenue from Contracts with Customers

IFRS 15, issued on 28 May 2014, establishes principles that an entity shall apply to report useful information to users of financial statements about the nature, amount, timing and uncertainty of revenue and cash flows arising from a contract with a customer. The standard replaces all current IFRS revenue recognition standards and interpretations including IAS 11 *Construction Contracts*, IAS 18 *Revenue*, IFRIC 13 *Customer Loyalty Programmes*, IFRIC 15 *Agreements for the Construction of Real Estate*, IFRIC 18 *Transfers of Assets from Customers* and SIC 31 *Revenue – Barter Transaction involving Advertising Services*. This standard is effective for annual periods beginning on or after 1 January 2017. Earlier adoption is permitted.

Management is considering the implications of these standards and amendments, their impact on the Group's financial position and results and the timing of their adoption by the Group.

4 CASH AND CASH EQUIVALENTS

For the purpose of the interim consolidated statement of cash flows, cash and cash equivalents comprise of the following:

	<i>Reviewed</i>	
	<i>30 June</i>	
	2014	2013
	US\$ '000	US\$ '000
Cash and bank balances as per interim consolidated statement of financial position	451,952	371,696
Less: Statutory deposit	(398)	(398)
Less: Deposits with banks with maturity of more than three months	(113,252)	(63,495)
Cash and cash equivalents	338,302	307,803

5 INVESTMENT IN SUBSIDIARIES

During 2013, the Board of Directors resolved to sell its investments in Ventura Del Mar S.A. Limited, Aegean Properties Ltd and Ventura Del Mar S.A. to the Parent Company for a consideration of US\$ 27,150 thousand. The CBB approved the sale of these subsidiaries on 23 March 2014. The sale has resulted in a gain on disposal of US\$ 3,084 thousand (net of exchange loss reclassification from other comprehensive income to the interim consolidated statement of income). The total net assets of the disposed subsidiaries at the date of disposal (23 March 2014), including goodwill, amounted to US\$ 21,547 thousand and the net loss of the subsidiaries for the period upto the date of disposal amounted to US\$ 107 thousand.

6 INCOME TAX

The Group calculates the period income tax expense using the tax rate that would be applicable to the expected total annual earnings.

The major components of income tax expense in the interim consolidated statement of income are:

	<i>Reviewed</i>	
	<i>30 June</i>	
	2014	2013
	US\$ '000	US\$ '000
Current income tax expense	(152)	(50)
Deferred income tax expense related to origination and reversal of deferred taxes	(103)	(1)
	(255)	(51)

Trust International Insurance & Reinsurance Company B.S.C. (c) Trust Re
**NOTES TO THE INTERIM CONDENSED CONSOLIDATED
 FINANCIAL STATEMENTS**

At 30 June 2014 (Reviewed)

7 FINANCIAL INSTRUMENTS

Set out below is an overview of financial instruments, other than cash and cash equivalents, held by the Group as at 30 June 2014 and 31 December 2013:

	<i>Reviewed</i>		
	<i>At 30 June 2014</i>		
	<i>Available- for-sale</i>	<i>Loans and receivables / amortised cost</i>	<i>Total</i>
	<i>US\$ '000</i>	<i>US\$ '000</i>	<i>US\$ '000</i>
Cash and bank balances	-	113,650	113,650
Available-for-sale investments	190,316	-	190,316
Insurance and other receivables	-	113,673	113,673
Reinsurers' share of outstanding claims reserve - reported claims	-	158,912	158,912
	190,316	386,235	576,551
Outstanding claims reserve - reported claims	-	403,259	403,259
Reinsurance payables	-	31,968	31,968
Insurance and other payables	-	39,486	39,486
Due to parent	-	6,782	6,782
	-	481,495	481,495
	<i>Audited</i>		
	<i>At 31 December 2013</i>		
	<i>Available- for-sale</i>	<i>Loans and receivables / amortised cost</i>	<i>Total</i>
	<i>US\$ '000</i>	<i>US\$ '000</i>	<i>US\$ '000</i>
Cash and bank balances	-	26,770	26,770
Available-for-sale investments	182,650	-	182,650
Due from parent	-	2,919	2,919
Insurance and other receivables	-	99,738	99,738
Reinsurers' share of outstanding claims reserve - reported claims	-	165,451	165,451
	182,650	294,878	477,528
Outstanding claims reserve - reported claims	-	386,791	386,791
Reinsurance payables	-	31,068	31,068
Insurance and other payables	-	39,279	39,279
Borrowings	-	981	981
	-	458,119	458,119

The fair values of the financial assets and financial liabilities are not materially different from their carrying values at the reporting date.

Trust International Insurance & Reinsurance Company B.S.C. (c) Trust Re
**NOTES TO THE INTERIM CONDENSED CONSOLIDATED
 FINANCIAL STATEMENTS**

At 30 June 2014 (Reviewed)

7 FINANCIAL INSTRUMENTS (continued)

Fair value hierarchy

Fair value is the price that would be received to sell an asset or paid to transfer a liability in an orderly transaction between market participants at the measurement date.

Fair values of quoted securities are derived from quoted market prices in active markets, if available. For unquoted securities, fair value is estimated using appropriate valuation techniques. Such techniques may include using recent arm's length market transactions; reference to the current fair value of another instrument that is substantially the same; or other valuation models.

The Group uses the following hierarchy for determining and disclosing the fair value of financial instruments by valuation technique:

Level 1: quoted (unadjusted) prices in active markets for identical assets or liabilities;

Level 2: other techniques for which all inputs which have a significant effect on the recorded fair value are observable, either directly or indirectly; and

Level 3: techniques which use inputs which have a significant effect on the recorded fair value that are not based on observable market data.

	<i>Reviewed</i>		
	<i>At 30 June 2014</i>		
	<i>Level 1</i>	<i>Level 2</i>	<i>Total</i>
	<i>US\$ '000</i>	<i>US\$ '000</i>	<i>US\$ '000</i>
Investment properties	-	1,707	1,707
Property and equipment (Land and building only)	-	10,077	10,077
Available-for-sale investments			
Equities	118,538	-	118,538
Debt	65,897	-	65,897
	184,435	11,784	196,219
	<i>Audited</i>		
	<i>At 31 December 2013</i>		
	<i>Level 1</i>	<i>Level 2</i>	<i>Total</i>
	<i>US\$ '000</i>	<i>US\$ '000</i>	<i>US\$ '000</i>
Investment properties	-	1,707	1,707
Property and equipment (Land and building only)	-	12,048	12,048
Available-for-sale investments			
Equities	113,269	-	113,269
Debt	63,196	-	63,196
	176,465	13,755	190,220

Unquoted equities classified as available-for-sale amounted to US\$ 5,881 thousand (2013: US\$ 6,185 thousand) and are carried at cost due to their illiquid nature and accordingly are not included in the fair value measurement hierarchy table above.

Date of valuation was 30 June 2014 for current period and 31 December 2013 for the comparative period.

None of the Group's financial instruments carried at fair value at 30 June 2014 qualify under Level 3 of the fair value hierarchy.

During the period ended 30 June 2014, there were no transfers between Level 1 and Level 2 fair value hierarchies.

Trust International Insurance & Reinsurance Company B.S.C. (c) Trust Re
**NOTES TO THE INTERIM CONDENSED CONSOLIDATED
 FINANCIAL STATEMENTS**

At 30 June 2014 (Reviewed)

8 RELATED PARTY TRANSACTIONS

Related parties represent major shareholders, directors and key management personnel of the Group and entities controlled, jointly controlled or significantly influenced by such parties. All transactions with such related parties are conducted on normal terms and conditions.

Transactions with related parties included in the interim consolidated statement of income are as follows:

	<i>Reviewed</i>	
	<i>Entities related to</i>	
	<i>Six months ended</i>	
	<i>30 June</i>	<i>30 June</i>
	<i>2014</i>	<i>2013</i>
	<i>US\$ '000</i>	<i>US\$ '000</i>
Gross premiums written	3,465	2,082
Gross claims paid	298	794
Policy acquisition costs	493	453

Income included gain on sale of subsidiaries of US\$ 3,084 thousand during the period. For further details refer note 5.

Expenses included US\$ 3,500 thousand (2013: US\$ 3,500 thousand) in respect of building rent and US\$ 500 thousand (2013: US\$ 500 thousand) in respect of management fees paid to a shareholder.

Balances with related parties included in the interim consolidated statement of financial position are as follows:

	<i>Reviewed</i>		<i>Audited</i>	
	<i>30 June 2014</i>		<i>31 December 2013</i>	
	<i>Shareholders</i>	<i>Entities related to shareholders</i>	<i>Shareholders</i>	<i>Entities related to shareholders</i>
	<i>US\$ '000</i>	<i>US\$ '000</i>	<i>US\$ '000</i>	<i>US\$ '000</i>
Insurance and other receivables*	-	23,206	-	2,042
Insurance and other payables	-	353	-	339
Due from parent	-	-	2,919	-
Due to parent	6,782	-	-	-

* This includes medium-term loan amounting to US\$ 4,662 thousand (EUR 3,417 thousand) disbursed to Trust International Insurance Company (Cyprus) Limited on 1 April 2014 with an original maturity period of seven years. The loan carries a variable interest rate of 3 months EURIBOR plus 5% per annum and it is secured against property.

Compensation of key management personnel

The remuneration of directors and key management personnel during the period was as follows:

	<i>Reviewed</i>	
	<i>Six months ended</i>	
	<i>30 June</i>	
	<i>2014</i>	<i>2013</i>
	<i>US\$ '000</i>	<i>US\$ '000</i>
Directors' remuneration	120	150
Salaries and benefits	571	487
End of service benefits	252	23
	943	660

Trust International Insurance & Reinsurance Company B.S.C. (c) Trust Re
NOTES TO THE INTERIM CONDENSED CONSOLIDATED

FINANCIAL STATEMENTS

At 30 June 2014 (Reviewed)

9 CONTINGENT LIABILITIES

The Group has issued a guarantee of approximately US\$ 1.1 million (EUR 875 thousand) [(2013: US\$ 1.1 million (EUR 875 thousand))] as a statutory requirement by the Superintendent of Insurance in Cyprus in respect of its Cyprus branch.